

ಕರ್ನಾಟಕ ಕೊಳೆಗೇರಿ ಅಭಿವೃದ್ಧಿ ಮಂಡಳಿ
Karnataka Slum Development Board
ಕರ್ನಾಟಕ ಕೊಳೆಗೇರಿ ಪ್ರದೇಶಗಳ (ಸುಧಾರಣೆ ಮತ್ತು ತೆರವು) ಕಾಯ್ದೆ, 1973 ರ ಸೆಕ್ಷನ್ 5 (ಬಿ)
ಅಡಿಯಲ್ಲಿ ಮನೆಗಳನ್ನು ದುರಸ್ತಿ ಮಾಡಲು ಎನ್‌ಒಸಿ ನೀಡುವ ಅರ್ಜಿ
**Application for issue of NOC to repair the houses under section 5(b)
of the Karnataka Slum Areas (Improvement and Clearance) Act, 1973**
Step 1: Enter the login details

ಕರ್ನಾಟಕ ಸರ್ಕಾರ
ಸೇವಾ ಸಿಂಧು
Seva Sindhu

Apply for Service

Mobile No

OTP/Password

4bf7d5 Type here

[Forgot Password](#) | [New user? Register here](#)

Check Your Application Status

Select Department

Select Service

Enter your Application ID

© All Rights Reserved Powered by SERVICEPLUS

Step 2 : Citizen Login will be displayed

ಸೇವಾ ಸಿಂಧು
Seva Sindhu
Application for Departmental Examination conducted by KP

Menu

- Apply for services
- View Status of Application
- Messages & Alerts

ABOUT SERVICE PLUS

Welcome to Service Plus

ServicePlus is a generic application to provide an electronic delivery for all the services provided by The Government to The citizen. The Government of India, State Governments and Local Governments are providing various services to benefit the citizens at Centre, State or Local level primarily Government to Citizen (G2C) and Government to Business (G2B). The services provided are either demand driven or mandated by the legislation. The services provided by Government can be categorized as:

1. Regulatory Services: Regulatory services are services like trade licence, permit for construction of a building etc that can be denied by the Government.
2. Statutory Services: Statutory services are services like issuance of Birth/Death certificate which cannot be refused by Government.
3. Developmental Services: Developmental Services are services or schemes provided by Government for the benefit of citizens like NREGS, IAY, Old age Pension etc.

The following are the salient features of the software -

1. Service(s) will be created online
2. Citizens will be submitting applications online
3. Service units will be able to receive application online
4. Service units will be able to verify documents and application fee online
5. Service units will be able to escalate application to some other person, in the case of absence of dealing authority, online
6. Citizens will be monitoring Application status online
7. Private Service Access Providers will be participating in the application receipt/submission and service delivery process online message.ekyc.add.mapping=Please add atleast one mapping

DTE-Original cert...docx Application for C...docx Application for re...docx Application for P...docx

Type here to search

ENG 13:24 06-06-2020

Step 3 : Search the required service and click to open

The screenshot shows the Seva Sindhu application portal. The header includes the Government of Karnataka logo and the text "ಸೇವಾ ಸಿಂಧು Seva Sindhu" and "Application for Departmental Examination conducted by KPSC". A navigation menu on the left lists options like "Apply for services", "View all available services", "View Status of Application", and "Messages & Alerts". The main content area shows a search filter for "KARNATAKA" and a table of services.

Sl.No.	Service Name	Department Name	State
1	Accident Relief Fund-KSRTC	Karnataka State Road Transport Corporation	KARNATAKA
2	Accident Relief Fund - NEKRTC	NEKRTC	KARNATAKA
3	Accident Relief Fund-NWKRTC	NWKRTC	KARNATAKA
4	Acid Victim Pension	Directorate of Social Security and Pensions	KARNATAKA
5	Admission for Morarji Desai Residential school - Minority Welfare Department	Minority Welfare Department	KARNATAKA
6	Admission for Pre and Post matric hostels - Minority Welfare Department	Minority Welfare Department	KARNATAKA
7	Agricultural Family Member Certificate / ವ್ಯವಸಾಯಾಧಾರ ಕುಟುಂಬದ ವ್ಯಾಧೀಕರಣ ಪ್ರಮಾಣ ಪತ್ರ	Revenue Department	KARNATAKA
8	Amendment of Bye Laws of Souharda co-operative society	Registrar of Cooperative Societies	KARNATAKA
9	Amendment of License to Manufacture Insecticides	Agriculture Department	KARNATAKA
10	Amendment of Manufacturing License for Micro, Multigrain, Midium, Composite...	Agriculture Department	KARNATAKA

Step 4 : Fill the Applicant Details & Photocopies details

The screenshot shows the ServicePlus application portal. The header includes the ServicePlus logo and the text "Metadata-based Integrated eService Delivery Framework". A navigation menu on the left lists options like "Manage Profile", "Apply for services", "View all available services", "View Status of Application", and "Messages & Alerts". The main content area shows a large blue banner with text in Kannada and English, followed by an "Applicant Details" form.

ಕರ್ನಾಟಕ ಕೊಳೆಗೆರೆ ಅಭಿವೃದ್ಧಿ ಮಂಡಳಿ
Karnataka Slum Development Board
ಕರ್ನಾಟಕ ಕೊಳೆಗೆರೆ ಪ್ರದೇಶಗಳ (ಸುಧಾರಣೆ ಮತ್ತು ತೆರವು) ಕಾಯ್ದೆ, 1973 ರ ಸೆಕ್ಷನ್ 5 (ಬಿ) ಅಡಿಯಲ್ಲಿ ಮನೆಗಳನ್ನು ದುರಸ್ತಿ ಮಾಡಲು ಎನ್‌ಒಸಿ ನೀಡುವ ಅರ್ಜಿ
Application for issue of NOC to repair the houses under section 5(b) of the Karnataka Slum Areas (Improvement and Clearance) Act, 1973

Applicant Details

Applicant Name * Yashwanth Kumar B V

Father's or Husband's Name * gdfgd

Mobile Number * 9956235212

Age * 45

Gender * Male

E-Mail govindgowda6@gmail.com

Aadhaar Number * 472245377750

Step 5 : Click on I agree checkbox and fill the Captcha Code as given & Submit

The screenshot shows a web browser window with the URL `serviceonline.gov.in/configureka/renderApplicationForm.do?serviceId=14030002&UID=47047b6c-71a8-45f2-bee6-0090c91ec70e&OWASP_CSRFTOKEN=4NBS-T581-N2KK-XJVV-BULB-BRP0-JE1A-IBRG&appl...`. The form is titled "Declaration" and contains the following sections:

- Declaration:** A text box with the text: "I hereby declare that the particulars furnished in this form are true to the best of my knowledge/ಈ ಅರ್ಜಿಯಲ್ಲಿ ನಾನು ಒದಗಿಸಿರುವ ಎಲ್ಲಾ ವಿವರಗಳು ಸತ್ಯವಾಗಿರುತ್ತವೆ ಎಂದು ಘೋಷಿಸುತ್ತೇನೆ." Below this is a checked checkbox labeled "I Agree".
- Additional Details:** A section with a dropdown menu labeled "Apply to the Office" set to "Karnataka Slum Development Board (STATE)".
- Word verification:** A section with a captcha image showing the characters "jw62ka" and a text input field containing "jw62ka".

At the bottom of the form, there are buttons for "Draft", "Submit", "Close", and "Reset". The footer of the page includes logos for the Ministry of Panchayati Raj, Digital India, data.gov.in, .gov.in, Deity, and PMINDIA, along with a disclaimer: "Site is technically designed, hosted and maintained by National Informatics Centre. Contents on this website is owned, updated and managed by the Ministry of Panchayati Raj. POWERED BY SERVICEPLUS".

Step 6: Enter OTP and Validate Aadhar Number

The screenshot shows the same web browser window as in Step 5, but with a modal dialog box titled "Validate OTP" overlaid on the form. The dialog box contains the following text:

Please enter the OTP received in your registered mobile number from UIDAI for 472245377750.
Enter OTP*
Click on validate button to validate OTP

At the bottom of the dialog box, there are buttons for "Validate" and "Close". The background form is dimmed, showing the "Declaration" and "Additional Details" sections. The footer of the page is the same as in Step 5.

Step 7: A fully filled form will be generated for user verification

The screenshot shows a web browser window displaying the ServicePlus application form. The browser tabs include 'Inbox - nageshnmedcs@gmail.com', 'ServicePlus Credentials - Google', 'ServicePlus- Application request', and 'merge pdf online - Google Search'. The URL is 'serviceonline.gov.in/configureka/applyPageForm.do?OWASP_CSRFTOKEN=4NBS-TS81-N2KK-XJVV-BULB-BRP0-JE1A-IBRG&UIID=c3211da2-417d-4e20-9b95-5f0ec51398b5'. The ServicePlus logo is at the top left, and the Government of India logo is at the top right. The user's name 'Yashwanth Kumar B V' is displayed in the top right corner. The form is divided into several sections:

- Applicant Details:**
 - Application Reference Number : Draft_SB0015/2020/00017
 - Applicant Name : Yashwanth Kumar B V
 - Father's or Husband's Name : gdfgd
 - Mobile Number : 9956235212
 - Age : 45
 - Gender : Male
 - E-Mail : govindgowda6@gmail.com
 - Aadhaar Number : Aadhaar Verified
 - DOB : 20-06-1994
- Applicant Address:**
 - Districts : Bagalkot
 - Assembly Name : Badami
 - Slum Name : Malagitti Shivalaya to Bazar road
 - Address : krishna temple street htrtr
 - City : BENGALURU URBAN
 - House No. : 454
 - Voter PDS No. : 43534534
- Declaration:**

Step 8 : Click on Attach Annexure

The screenshot shows the same ServicePlus application form, but now with the Declaration and Additional Details sections visible. The browser tabs and URL are the same as in Step 7. The form is divided into several sections:

- Applicant Address:**
 - Districts : Bagalkot
 - Assembly Name : Badami
 - Slum Name : Malagitti Shivalaya to Bazar road
 - Address : krishna temple street htrtr
 - City : BENGALURU URBAN
 - House No. : 454
 - Voter PDS No. : 43534534
- Declaration:**

I hereby declare that the particulars furnished in this form are true to the best of my knowledge/ಈ ಅರ್ಜಿಯಲ್ಲಿ ನಾನು ಒದಗಿಸಿರುವ ಎಲ್ಲಾ ವಿವರಗಳು ಸತ್ಯವಾಗಿರುತ್ತವೆ ಎಂದು ಧೃಢೀಕರಿಸುತ್ತೇನೆ.

I Agree : Yes
- Additional Details:**
 - Apply to the Office : Karnataka Slum Development Board (STATE)

At the bottom of the form, there is a date and time stamp: '10/12/2020 12:57:51 IST'. Below the form, there are several buttons: 'Edit', 'Attach Annexure', 'Cancel', 'Print', 'Export to PDF', and 'Click here to initiate new application'. The footer of the page includes logos for the Ministry of Panchayati Raj, Digital India, data.gov.in, inoia.gov.in, Deity, and PMINDIA. It also states: 'Site is technically designed, hosted and maintained by National Informatics Centre. Contents on this website is owned, updated and managed by the Ministry of Panchayati Raj. POWERED BY SERVICEPLUS'.

Step 9: Attach the annexures and save them

The screenshot shows the 'ATTACH ENCLOSURE(S)' step in the ServicePlus application. The interface includes a menu on the left with options like 'Manage Profile', 'Apply for services', and 'View all available services'. The main form area is titled 'ATTACH ENCLOSURE(S)' and contains a table with the following columns: 'Type of Enclosure', 'Enclosure Document', and 'File/Reference'.

Type of Enclosure	Enclosure Document	File/Reference
Applicant Photo	Applicant Photo Document Format	Choose File sample.pdf Scan Fetch from DigLocker
Voter PDS photo	VoterPds Photo Document Format	Choose File download.jpg Scan Fetch from DigLocker
Parichaya Pathra	ParichayaPathra Document Format	Choose File sample.pdf Scan Fetch from DigLocker
House Photo 1	House Photo1 Document Format	Choose File sample.pdf Scan Fetch from DigLocker
House Photo 2	House Photo2 Document Format	Choose File download.jpg Scan Fetch from DigLocker

At the bottom of the form, there are buttons for 'Save Annexure', 'Cancel', and 'Back'.

Step 10: Saved annexures will be displayed

The screenshot shows the 'Saved annexures will be displayed' step in the ServicePlus application. The interface displays the 'Annexure List' and 'Additional Details' sections.

Voter PDS No. : 43534534

Declaration

I hereby declare that the particulars furnished in this form are true to the best of my knowledge/ಈ ಅರ್ಜಿಯಲ್ಲಿ ನಾನು ಒದಗಿಸಿರುವ ಎಲ್ಲಾ ವಿವರಗಳು ಸತ್ಯವಾಗುತ್ತವೆ ಎಂದು ಖಚಿತಪಡಿಸುತ್ತೇನೆ.

I Agree : Yes

Annexure List

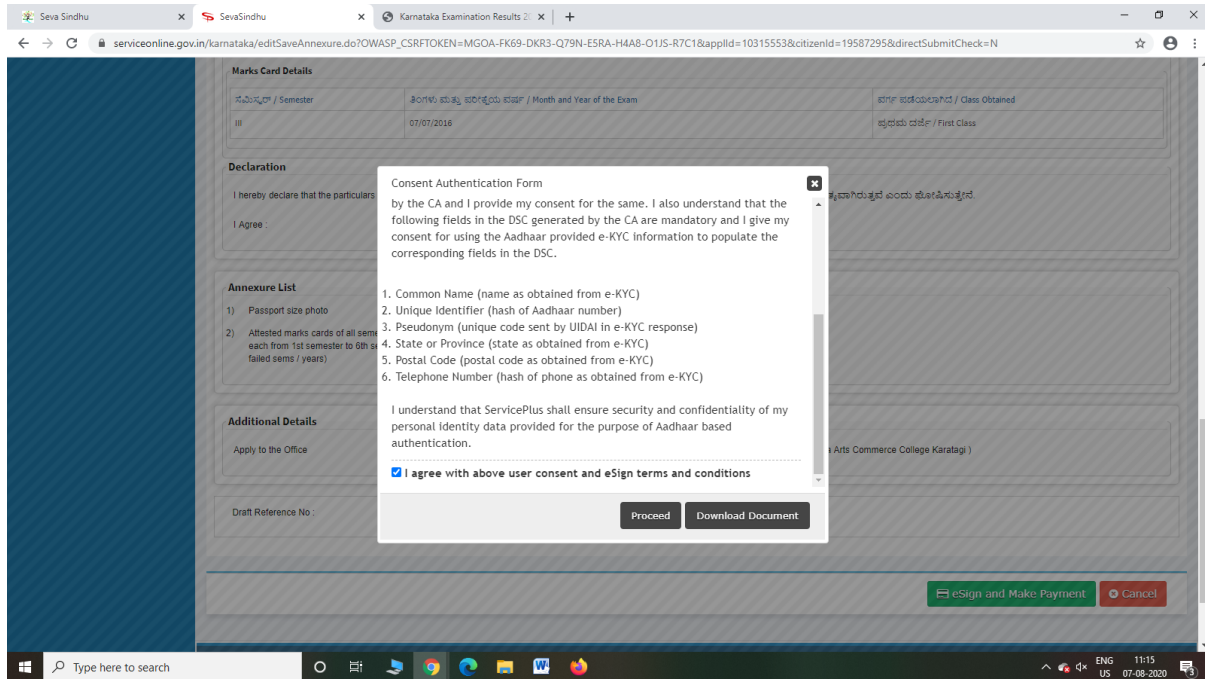
- 1) Applicant Photo [Applicant Photo](#)
- 2) Voter PDS photo [VoterPds Photo](#)
- 3) Parichaya Pathra [ParichayaPathra](#)
- 4) House Photo 1 [House Photo1](#)
- 5) House Photo 2 [House Photo2](#)

Additional Details

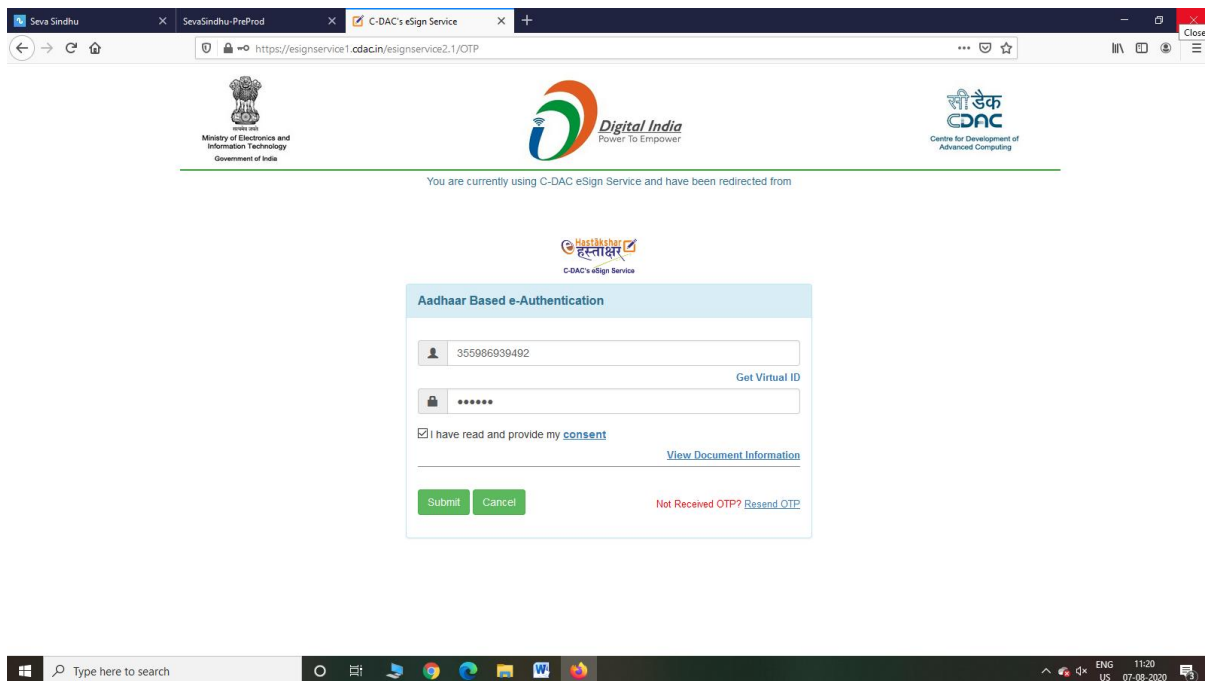
Apply to the Office: Karnataka Slum Development Board (STATE)

At the bottom, there are buttons for 'eSign and Make Payment', 'Cancel', 'Print', and 'Download PDF'.

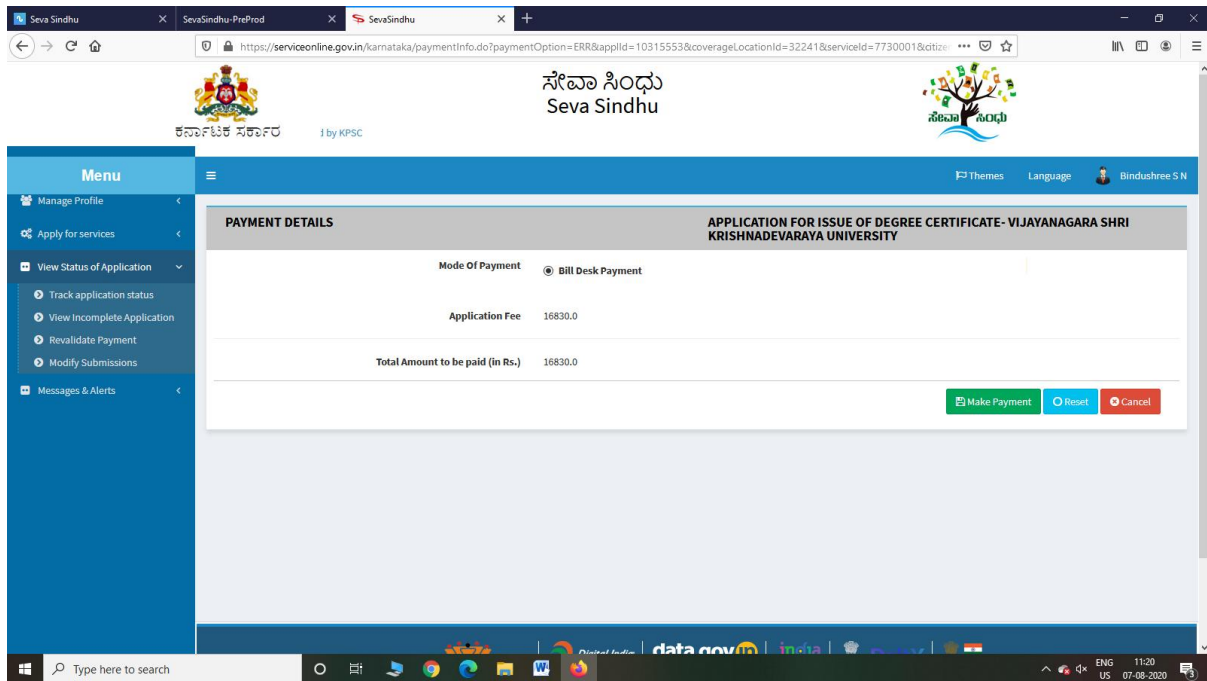
Step 11 : Click on e-Sign and proceed



Step 12: eSign page will be displayed. Fill Aadhar number to get OTP and proceed to payment



Step 13: Click on Make Payment and proceed



Step 14: After Payment is Successful, Sakala acknowledgement will be generated

